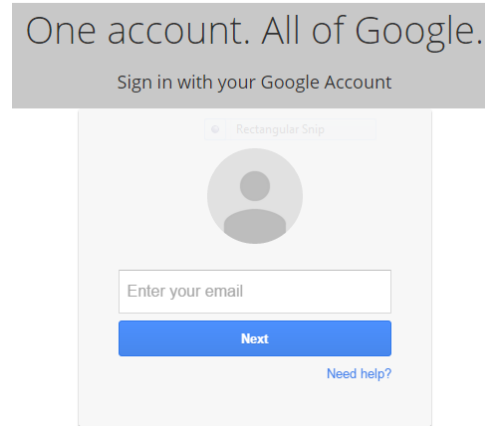


To log into your Google Drive account, get into Google Chrome.

Click on the 9 square  and then click on Drive.




Click through the screens until you get here:



You need your username:

firstname.lastname17@dorschools.org
(ex. John.Smith17@dorschools.org)


Then type in your password which should be the same as your password to get into the computer at school.

Once you are in, click on your 9 square  again.

Click on More at the bottom. Now you should see Classroom. Click it.


*If you don't see it, type Classroom into the search bar and it should take you to your Classroom where you will see all your classes.

Go into your Tech class and finish your assignment. Once it is finished, X out of the tab on the top left.



Venn_basic - Jane Smith - x

Grade 5 Tech - Google Dr - x



Add ▼ Create ▼

TURN IN

Then you should see a Turn In button. Be sure to click on it! You are done! 😊